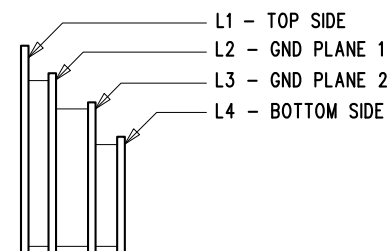


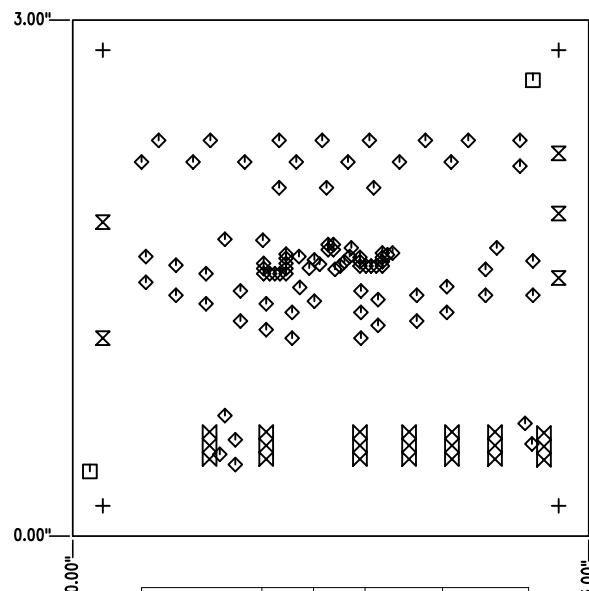
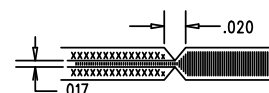
REVISION HISTORY				
ECO	REV	DESCRIPTION	APPR	DATE
-	2	PRODUCTION FAB	J.NOON	01-02-13

## LAYER STRUCTURE



## NOTES: UNLESS OTHERWISE SPECIFIED

- FAB PER IPC-A-600.
- MATERIAL: -LEAD FREE ASSEMBLY COMPLIANT, ISOLA FR-370HR OR EQUIVALENT.  
-FINISHED THICKNESS TO BE 0.062" +/- .005"  
-TOTAL OF 4 LAYERS WITH 2 OZ. CU ON THE OUTER LAYERS AND 1 OZ. CU ON THE INNER LAYERS.  
-FLAMMABILITY RATING: 94 V-0 MINIMUM.
- SIZE: CUT TO DIMENSIONS AND TOLERANCES SHOWN.  
0.00 ARE PRIMARY DATUMS.
- DRILLING: -DRILL HOLES PER SCHEDULE. PLATE THROUGH HOLES WITH COPPER, 0.001" THICK MIN.  
-ALL HOLE SIZES ARE SPECIFIED AFTER PLATING.  
-HOLE LOCATION TOLERANCES ARE +/-0.003" IN RELATION TO CENTER
- FINISH: -SMOBC USING LPI BOTH SIDES, COLOR GREEN.  
-GOLD IMMERSION BOTH SIDES.  
(LEAD FREE SOLDER CAN BE USED FOR PROTOTYPE)  
-FOR SILKSCREEN: BOTH SIDES USE WHITE NON-CONDUCTIVE INK.
- DO NOT ALTER ARTWORK e.g. TO ADD LOGO OR DATE CODE.  
PAD SIZE CAN BE MODIFIED TO MEET END FINISH.
- PCBS ARE TO BE RoHS COMPLIANT.
- DO NOT ALTER SOLDER MASK MAINTAIN .0018" OVERSIZE ON SMT PADS. A .005" WEBBING IS REQUIRED BETWEEN SMD PADS.
- SCORING FOR PANELIZED PCB: "PRODUCTION FAB ONLY"



SIZE	QTY	SYM	PLATED	TOL
190	4	+	YES	+/-0.003
70	2	□	NO	+/-0.003
10	91	◇	YES	+/-0.003
94	5	⊗	YES	+/-0.003
35	21	⊗	YES	+/-0.003

UNLESS OTHERWISE SPECIFIED DIMENSIONS ARE IN INCHES TOLERANCES ON ANGLE ±1 0.XX" = ±0.01" 0.XXX" = ±0.005" INTERPRET DIM AND TOL PER ASME Y14.5M-1994	APPROVALS		1630 MCCARTHY BLVD MILPITAS, CA 95035 Ph: (408)432-1900 www.linear.com LTC CONFIDENTIAL- FOR CUSTOMER USE ONLY	
	PCB DES.	NC		
THIRD ANGLE PROJECTION 	APP ENG.	J.NOON	<b>TECHNOLOGY</b> TITLE: FABRICATION DRAWING: 15V, 200mA SYNCHRONOUS BUCK-BOOST DC/DC CONVERTER WITH 1.3uA QUIESCENT CURRENT	
			SIZE N/A	IC NO. LTC3129EUD-1 DEMO CIRCUIT 1923A REV. 2
DO NOT SCALE DRAWING	SCALE: NONE		FILENAME: DC1923A-2.PCB	SHT 1 of 1